

GT STONE WORKS®

**DESIGN FOR
THE WORLD
AROUND YOU**



@GTStoneWorks



gtstoneworksinquiry@gmail.com



www.gtstoneworks.com.ph

HISTORY

2002 — STARTED DEVELOP
WALL CLADDING

2004 — STARTED THE
OPERATION

2006 — THE FIRST SHOWROOM
STONEPRO, BACOR CAVITE

**After 3 years of Focusing, Manufacturing, we started to
Expand our Market by developing Dealers & Retail Store**

2007 —

- ADMIXTURES & SEALER
- TURFWORKS
- SUPERSCAPER
- PAVING BLOCKS SYSTEM
- FURNITURE

2009 — CONCRETE STAMPING
SYSTEM

2012 — NATURAL STONE

2014 —

- NON SKID
- GRANITE WALL CLADDING
- SPRAY STONE

2016 — CLAYSTONE

FOREWORD

The Filipino's home is his castle. Working long and hard, he travels all over the world in search of his career to fulfill his lifelong dream: to own his own house. As one aspires to bigger and better things in life, so has the selection of choices of homes and dwellings. No longer content with just the normal four walls and simple finishes, the Filipino's home today is a product of their experiences and increasing sophistication in the ever changing world.

One such product that determines the beauty and essence of a home is the façade. From the front, you will see how form and function intertwines to reveal the inspiration each homeowner gets when he sees his dream home.

GT Stone Works provides choices for outdoor decorative hardscaping not only for walls but for floors as well. Starting out as a manufacturer for engineered wall cladding, the company now has ten existing product lines to offer solutions for your decorative needs. Products such as natural stones, concrete floor stamping, paving block system, artificial grass, granite coating system, granite wall cladding, outdoor furniture, Japan fiber cement wall panels, claybricks and admixtures and sealers are all products of GT Stone Works.


Our catalog carries our product line with emphasis on the profile texture, color and size of the products. Feel free to browse on each section to see which products will be suitable for your next project. We try to replicate the exact colors but actual colors can vary from those found in this catalog.



GT STONE WORKS®

MANUFACTURED WALL CLADDINGS

Designed for the World around you



Create a modern structure with stones from our collection of 76 distinct profiles with unlimited color combinations.

Our products are used for residential and commercial applications and have been featured as one of the most innovative product lines in Southeast Asia.

www.gtstoneworks.com.ph

Ledgestone (LES)

LES Bellvue



LES Cameron



LES Arkansas



LES Calixtro



LES Fredonia



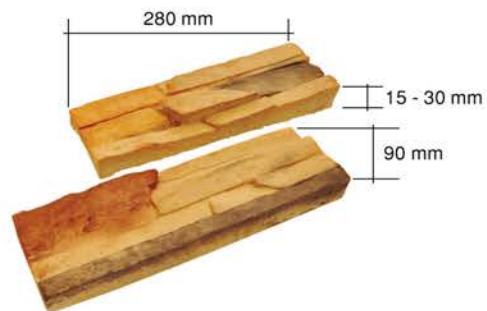
LES Ebony



LES 2 Capri



LES 2 Bedford



Length : 280 mm
Width : 90 mm
Thickness : 15 - 30 mm
Quantity per Sqm : 38 pcs

Cobble Ledge (CBL)

CBL Saratoga




CBL Napoli



CBL Quincy



Length : 390 mm
Width : 190 mm
Thickness : 25 mm x 30 mm
Quantity per Sqm : 13 pcs



MANUFACTURED WALL CLADDINGS

CLASSIC

Ledgestone Moroccan

Ledgestone (LES)

LES Sedalia



LES Arizona



LES Palmetto



LES Valencia



LES Amaretto



LES Moroccan



LES Colorado



LES 2 Prescott



Flat Brickstone (FBS)

FBS Arvada



FBS Cedar




FBS Bay Creek



FBS Great Lake



FBS Radcliffe



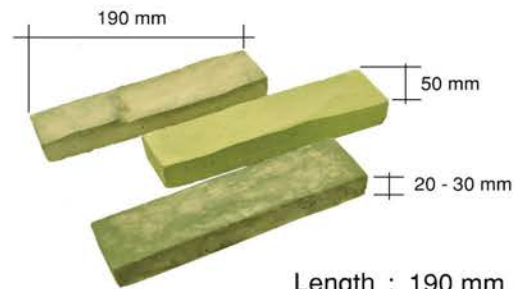
Length : 160 mm
Width : 50 mm
Thickness : 15 - 20 mm
Quantity per Sqm : 100 pcs

Smooth Brickstone (SBS)

SBS Malvinas



SBS Halifax



Length : 190 mm
Width : 50 mm
Thickness : 20 - 30 mm
Quantity per Sqm : 100 pcs

Limestone (LMS)

LMS Bianco



LMS Idaho



Dimension : Random
Thickness : 40 - 60 mm

MANUFACTURED WALL CLADDINGS

CLASSIC

Rough Brick Stone Bellfort

Rough Brickstone (RBS)

RBS Verona



RBS Guatemala



RBS Montecillo



RBS New Hampshire



RBS Somerset





RBS Toscanella



RBS Bellfort



Length : 180 mm
Width : 30 mm
Thickness : 30 mm
Quantity per Sqm : 136 pcs



Cobblestone (CBS)

CBS Bellagio



CBS Stanford



CBS Monterey



CBS Hayward



CBS Whristler



Castlestone (CST)


CST Vermont



CST Laconia



CST Arcadra



Cut Stone® (CTS)


CTS Glendale



CTS Navallo



CTS Gallardo



MANUFACTURED WALL CLADDINGS

CLASSIC

Woodstone (WS)

WS Louisville



WS Cordova



WS Adriatico



WS Clairmont



± 20 - 30 mm

Dimension : Random
Thickness : 20 - 30 mm

Flagstone (FS)


FS Denville



FS Montana



FS Cape Cod



20 - 30 mm ±

Dimension : Random
Thickness : 20 - 30 mm

Woodstone Louisville



Harvestone (HVS)

HVS Melbourne




HVS Belgrade



HVS Maxwell



HVS Fontana



Length : 300 mm
Width : 300 mm
Thickness : 20 - 25 mm
Quantity per Sqm : 12 pcs

Stackstone (STS)

STS Plain Field



STS Grand Canyon



STS Birmingham



STS Amsterdam



STS Sarajevo



STS Rockingham



Dimension : Random
Thickness : 50 - 80 mm



Shadow Ledge Stone (SHL)

SHL Galena




SHL Caspian



SHL Isola



Length : 500 mm
Width : 200 mm
Thickness : 45 - 50 mm
Quantity per Sqm : 10 pcs




MANUFACTURED WALL CLADDINGS

CLASSIC

Razorledge (RAZLES)

RAZLES Corona




RAZLES Luna



RAZLES Porto



RAZLES Ebony



Mountainledge (MTL)


MTL Windsor




MTL Tuscany



MTL Catalonia



Razorledge Porto



Dry Stack Ledge (DRY SL)

DRY SL Palermo




DRY SL Milano



DRY SL Ebony



DRY SL Seville



Length : 290 mm
Width : 90 mm
Thickness : 40 - 45 mm
Quantity per Sqm : 34 pcs

Sandstone (SNS)

SNS Hermano



SNS 2 Mineret



SNS 2 Lantana




SNS 2 Catania



SNS Salzburg



SNS Carbondale



Length : 290 mm
Width : 140 mm
Thickness : 20 - 35 mm
Quantity per Sqm : 23 pcs

Wild Split Ledge (WSL)

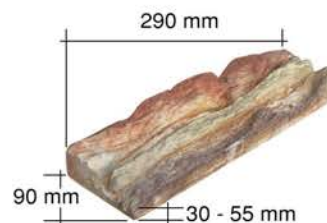
WSL Rosso



WSL Vitale



WSL Cedro



Length : 290 mm
Width : 90 mm
Thickness : 30 - 55 mm
Quantity per Sqm : 35 pcs

MANUFACTURED WALL CLADDINGS

CLASSIC

Flat Hammer Bricks (FHB)

FHB Castano



FHB Cashmere




FHB Volantis



FHB Beringer



FHB Willow



Length : 200 mm
Width : 60 mm
Thickness : 10 - 15 mm
Quantity per Sqm : 77 pcs

Flat Hammer Grande (FHG)

FHG Ashland




FHG Montague



FHG Cascade



Length : 290 mm
Width : 100 mm
Thickness : 15 - 20 mm
Quantity per Sqm : 34 pcs



Sandledge (SLES)

SLES Montebello




SLES Citadella



SLES Ebony



SLES Corsini



Length : 300 mm
Width : 150 mm
Thickness : 20 - 35 mm
Quantity per Sqm : 23 pcs

MANUFACTURED WALL CLADDINGS


MODERN

Mondrian (MNS)


MNS Michigan



MNS Malta



MNS Belvedere



Length : 245 mm
Width : 245 mm
Thickness : 30 - 35 mm
Quantity per Sqm : 16 pcs

Wave Mondrian (W-MNS)


W-MNS Montreal



W-MNS Acapulco



W-MNS Albany




Length : 290 mm
Width : 290 mm
Thickness : 34 mm
Quantity per Sqm : 12 pcs

Suavice Stone (SVS)

SVS Delano



SVS Samara



Length : 290 mm
Width : 100 mm
Thickness : 10 - 30 mm
Quantity per Sqm : 36 pcs

Penrose (PEN)


PEN Cenezo



PEN Reandro



PEN Belize



Length : 160 mm
Width : 160 mm
Thickness : 20 - 25 mm
Quantity per Sqm : 42 pcs

MANUFACTURED WALL CLADDINGS


MODERN

Ash Stone (ASH)

ASH Lancaster




ASH Newbury



ASH Sorrel



ASH Moroccan



ASH Treviso




Dimension : Random
Thickness : 40 mm

Flat Sonoma Stone (FSS)


FSS Savannah



FSS Riversdale



FSS Canterra



Length : 200 mm
Width : 50 mm
Thickness : 20 mm
Quantity per Sqm : 100 pcs

MANUFACTURED WALL CLADDINGS

MODERN

Magma (MGM)


MGM Alberta



MGM Perico




MGM Bergamo




Length : 300 mm
Width : 100 mm
Thickness : 25 - 30 mm
Quantity per Sqm : 34 pcs

Zurga Linea (ZLN)

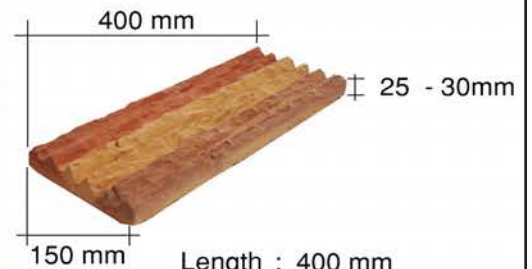
ZLN Kosovo



ZLN Maropa



ZLN Maggiores




Length : 400 mm
Width : 150 mm
Thickness : 25 - 30 mm
Quantity per Sqm : 17 pcs

Zurga Oblico (ZOB)

ZOB Sajama



ZOB Colonna



Length : 400 mm
Width : 150 mm
Thickness : 25 - 30 mm
Quantity per Sqm : 17 pcs

Hawk (HWK)

HWK Silverton



HWK Moroccan



Length : 295mm
Width : 78mm
Thickness : 25-26mm
Quantity per Sqm : 45pcs

MANUFACTURED WALL CLADDINGS

MODERN

Gotham (GTM)

GTM Cambria



GTM Tetonia



GTM Celadon



Length : 488mm
Width : 146mm
Thickness : 29-34mm
Quantity per Sqm : 14pcs

Cathedral Bricks (CDB)

CDB Fresno




CDB Caliente



CDB Berkeley



Length : 295mm
Width : 99mm
Thickness : 17-25mm
Quantity per Sqm : 11pcs



Craft Stone (CFS)

CFS Dryden



CFS Tyler



CFS Kenora




CFS Montrose



CFS Hermosa



CFS Cypress



Length : 340 mm
Width : 150 mm
Thickness : 20 - 25mm
Quantity per Sqm : 20 pcs

Marvel Stone (MVS)

MVS Remington



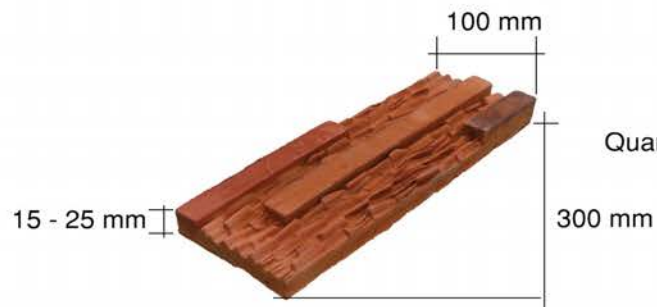
MVS Pasadena



MVS Waterloo



MVS Sheridan



Length : 300 mm
Width : 100 mm
Thickness : 15-25 mm
Quantity per Sqm : 34 pcs

Bamboo Ohio

MANUFACTURED WALL CLADDINGS

MODERN

Bamboo (BAM)

BAM Nevada



BAM Ohio




BAM Florentine



BAM Ebony



Length : 290 mm
Width : 40 mm
Thickness : 25 mm
Quantity per Sqm : 84 pcs



Master Stone (MSR)

MSR Bramante



MSR Imhotep



Length : 450 mm
Width : 150 mm
Thickness : 20 - 30mm
Quantity per Sqm : 15 pcs

MSR Palladio




MANUFACTURED WALL CLADDINGS

MODERN

Rigner Stone (RGN)


RGN Como Black



RGN Costa Luna



RGN Tivoli Dunes



Length : 450 mm
Width : 150 mm
Thickness : 15 - 30 mm
Quantity per Sqm : 15 pcs

Imperial Stone (IMP)


IMP Saga Hills



IMP Arcadia



IMP Elk Wood



Length : 450 mm
Width : 150 mm
Thickness : 15 - 20 mm
Quantity per Sqm : 15 pcs

Yamimoto Haffington (Y-HFT)

Y-HFT Sicily Grey



Y-HFT Paolino




Y-HFT Ontario



Dimension : Random
Thickness : 20 - 25 mm

Y-JAC Calgary Green



Length : 200 mm
Width : 200 mm
Thickness : 20 mm
Quantity per Sqm : 25 pcs

Timberledge (TML)

TML Astoria



TML Black Summit



TML Oakdale



Length : 450 mm
Width : 150 mm
Thickness : 20 - 30mm
Quantity per Sqm : 15 pcs



Caliber Stone (CLB)

CLB Ibiza White



CLB Hudson Bark



Length : 450 mm
Width : 150 mm
Thickness : 15 - 30 mm
Quantity per Sqm : 15 pcs

CLB Miami Beach



MANUFACTURED WALL CLADDINGS

MODERN

Riverstone (RVS)

RVS Bristol




RVS Oak Creek



RVS Minnesota



Length : 450 mm
Width : 150 mm
Thickness : 15 - 20 mm
Quantity per Sqm : 15 pcs



Infinity Stone (INF)

INF Mirage Cream



INF Mountain Spruce



INF Nero Black




INF Avalon Sky



INF Maple Summer



Length : 340 mm
Width : 150 mm
Thickness : 20 - 25mm
Quantity per Sqm : 20 pcs



3D - Timberledge (3D-TML)

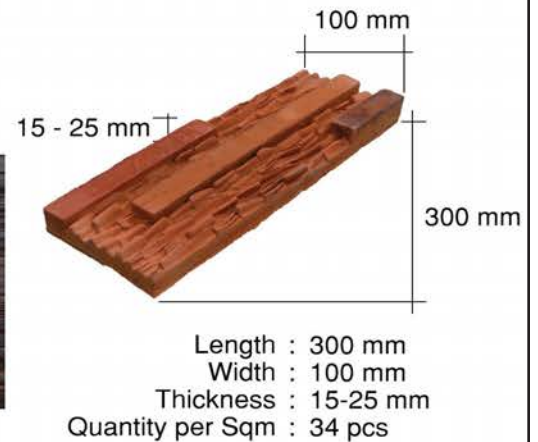
3D-TML Argento Woods



3D-TML Black Walker



3D-TML Wicked Fire



3D-Flat Hammer Bricks (3D-FHB)

3D-FHB Night Onyx



3D-FHB Illumina Sky



3D-FHB Vulcan Burst



Length : 450 mm
Width : 150 mm
Thickness : 20 - 30mm
Quantity per Sqm : 15 pcs



3D-Flat Hammer Grande (3D-FHG)

3D-FHG Vulcan Burst



3D-FHG Black Walker



3D-FHG Rogue Copper



Length : 450 mm
Width : 150 mm
Thickness : 15 - 30 mm
Quantity per Sqm : 15 pcs

3D-Wild Split Ledge (3D-WSL)

3D-WSL Fuego Hills



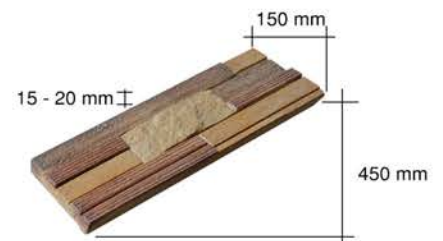
3D-WSL Illumina Sky



3D-WSL Black Walker



Length : 450 mm
Width : 150 mm
Thickness : 15 - 20 mm
Quantity per Sqm : 15 pcs



3D-Zurga (3D-ZRG)

3D-ZRG Oyster Cloud




3D-ZRG Black Walker



3D-ZRG Vulcan Burst



Length : 450 mm
Width : 150 mm
Thickness : 20 - 30 mm
Quantity per Sqm : 15 pcs



3D-Sandstone (3D-SNS)

3D-SNS Vulcan Burst



3D-SNS Oyster Cloud



3D-SNS Rogue Copper



Length : 450 mm
Width : 150 mm
Thickness : 15 - 30 mm
Quantity per Sqm : 15 pcs

3D-Cut Stone (3D-CTS)

3D-CTS Oyster Cloud



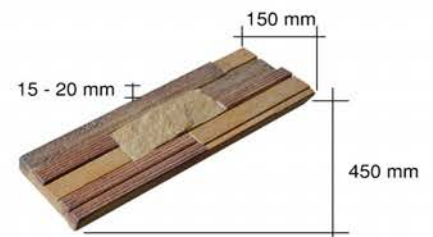
3D-CTS Rogue Copper



3D-CTS Vulcan Burst



Length : 450 mm
Width : 150 mm
Thickness : 15 - 20 mm
Quantity per Sqm : 15 pcs



NOSTALG


Caribbean Coral



Willow Port



Black Smith



Length : 450 mm
Width : 150 mm
Thickness : 15 - 30 mm
Quantity per Sqm : 15 pcs

VISTA STONE

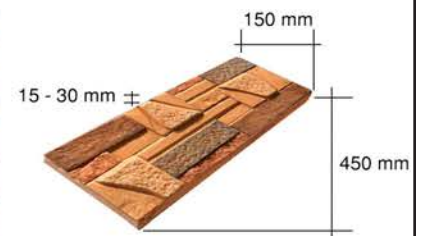
Polaris Fire



La Senza Night



Bohemian Fields



Length : 450 mm
Width : 150 mm
Thickness : 15 - 30 mm
Quantity per Sqm : 15 pcs

META STONE

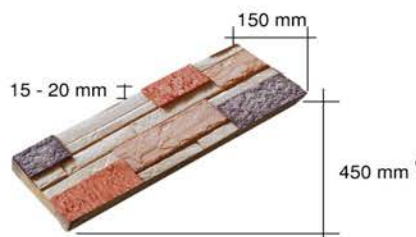
Brava Flame



Casanova



Aquila Sky



Length : 450 mm
Width : 150 mm
Thickness : 15 - 20 mm
Quantity per Sqm : 15 pcs

INSTALLATION GUIDELINES WALL CLADDINGS

STEP 1: ESTIMATE THE STONE REQUIRED

Get the area needed to be covered (in square meters). Provide a 10% allowance for cuttings and breakages.



STEP 2: PREPARE YOUR MORTAR CEMENT MIXTURE

Prepare your mortar cement mixture. Mortar that is too dry and crumbly will not provide proper bond. Mortar that is too wet will be weak and messy. Using a trowel, apply mortar 1/2" to 3/4" thick to prepared surface area.



STEP 3: APPLY MORTAR CEMENT MIXTURE

For smooth finishes, directly apply the cement mixture on the wall using trowel.



STEP 4: INSTALL GT STONE WORKS WALL CLADDING

Start applying mortar and stone from the bottom up. To obtain natural look, joints should not exceed 1/2" in width. Continue horizontally and complete each course before starting the next. For Flat, Smooth and Rough Brickstones, arrange the stone alternately like ordinary bricks. For other GT Stone Works wall claddings, please refer to pattern layouts.



STEP 5: GROUT STONE JOINTS

Fill joints with grout. Rake out excess mortar, compact and seal edges around stones. Grout can be tinted to complement the color of the stone.



STEP 6: CLEANING FINISHED JOB

When mortar is sufficiently set up, the finished job should be broomed or brushed to remove loose mortar and to clean the face of the stone. A wet brush should never be used to treat the mortar joints as this will cause staining that will be difficult or impossible to remove. Do not use acid or acid base products.



STEP 7: APPLY STONE SEALER

Sealer will enhance the natural color of the stone, at the same time, it will be protected against mold and dirt. Before applying the sealer, be sure that the stone has fully dried, to minimize absorption.



SCAN QR CODES FOR MORE INFO.

GT STONE WORKS®

Natural

Transform Walls Beautifully



Our passion for stone continues as we offer a wide selection of natural stones such as slate, quartzite, marble and granite.

Transform your walls and floors beautifully as our unique profiles and natural color pattern will highlight and add elegance to your home.

www.gtstoneworks.com.ph

NATURAL STONE

SLATE

Slate

Autumn Wood



Arizona Blend



Spring Wood



Calico Verde



Caracal Crest



Desert Island



Mosque Ebony



Meridian Hills



Length : 600mm
Width : 150mm
Thickness : 15-20mm
Quantity per Sqm : 11pcs



Quartzite

California Buff



Midnight Sand



Black Athena



Venus Ivory



Sardonio Black



Pantera Ridge



Macedonia Rose



Galaxy Mix



Carrara White



Falcon Frost



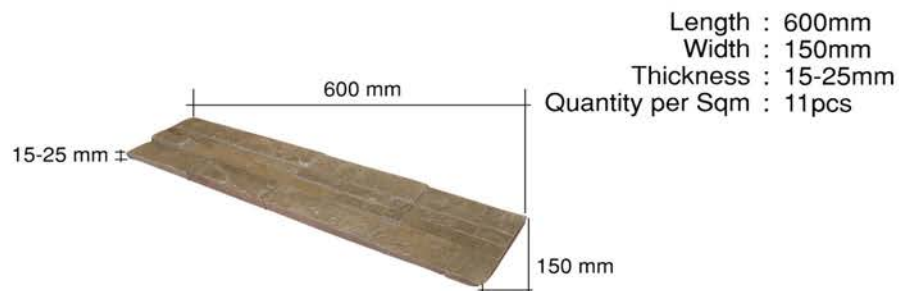
Rockport Copper



Artic Skyblend




Shadow Mamba



NATURAL STONE


QUARTZITE




Russet Blend Series



30x30 Russet Blend Series




Colorado Mix Series



30x60 Colorado Mix Series



Sabian Black Series



30 x 60 Sabian Black Series



NATURAL STONE

SLABS

Enhance the enjoyment of your next project and increase its value with our selection of natural stones for all your interior and exterior needs. Our unique profiles and natural color patterns will highlight any areas such as patios, porches, and pool areas.

Brick



Fan



Ashlar



Fieldstone



Sabian Black Series



Russet Blend Series



Colorado Mix Series



Length : 600 mm
Width : 300 mm
Thickness: 10 mm - 15 mm
Quantity per Set: 5.5 pcs(approx.)



Length : 750 mm
Width : 500 mm
Thickness: 10 mm - 15 mm
Quantity per Set: 4 pcs



Length : 550 mm
Width : 600 mm
Thickness: 10 mm - 15 mm
Quantity per Set: 4 pcs



Length : 550 mm
Width : 500 mm
Thickness: 10 mm - 15 mm
Quantity per Set: 4 pcs

All Purpose Stones offers a variety of stones that can be used for your finishing or hardscape projects. Used either on its own or with a washout finish, the high sheen finish is consistent in its size and color to give a reliable finish to gardens or outdoor areas.



Pacific Red (3-5mm)



Pacific Red (6-9mm)



Snow White (3-5mm)



SnowWhite (6-9mm)



Sable Black (3-5mm)



Sable Black (6-9mm)



Golden Amber (3-5mm)



Golden Amber (6-9mm)



Island Green (3-5mm)




Island Green (6-9mm)



Tropicana Mix (6-9mm)



Moon White (6-9mm)



Golden Amber (6-9mm)

NATURAL STONE

DECORATIVE STONES

Decorative Stones are perfect when creating informal garden paths, separating landscaped areas or simply adding colour. There's no need to "squareoff" patios when you use these stones to create a relaxed and informal feel to the space.



Egg Gray (20-40 mm)



Coral Green (20-30 mm)



Black Crow (15-35 mm)



Viper Red (20-40 mm)



Peacock (20-40 mm)



Tiger Baltic (50-80 mm)



Emperor Flat (25-50 mm)



Moose Gray (50-80 mm)



Macaw Flat Stone (50-80 mm)



INSTALLATION GUIDELINES

Natural Stones

STEP 1: ESTIMATE THE STONE REQUIRED

Get the area needed to be covered (in square meters). Provide a 10% allowance for cuttings and breakages.



STEP 2: PREPARE YOUR MORTAR CEMENT MIXTURE

Prepare your mortar cement mixture. Mortar that is too dry and crumbly will not provide proper bond. Mortar that is too wet will be weak and messy. Using a trowel, apply mortar 1/2" to 3/4" thick to prepared surface area.



STEP 3: APPLY MORTAR CEMENT MIXTURE

For smooth finishes, directly apply the cement mixture in the wall using trowel. For rough finishes, directly apply the cement mixture at the back of the stone.



STEP 4: INSTALL GT STONE WORKS NATURAL STONE

Begin installation at the bottom. It is helpful to install a temporary ledge to keep stone off of the floor (usually 1/2 inch above floor for interior walls), or 4 inches above grade for exteriors. This will create a level starting point, and aid in speed of installation.



STEP 5: GROUT STONE JOINTS

Clean excess mortar on the surface, use sponge with warm soapy water. Do not use any acids in cleaning the surface of the stone material. This will cause discoloration or will create blotches on the stone. Do not let excess mortar to fully dry on stone surface. Stone Adhesives are cement base. Any dried up excess adhesives will be difficult to remove.



STEP 6: GROUT STONE JOINTS

Fill joints with grout. Rake out excess mortar, compact and seal edges around stones. Grout can be tinted to complement the color of the stone.



STEP 7: APPLY STONE SEALER

Sealer will enhance the natural color of the stone, at the same time it will be protected against mold and dirt. Before applying the sealer be sure that the stone has fully dried, to minimize absorption.



SCAN QR CODES FOR MORE INFO

GT STONE WORKS®

GRANITE WALL CLADDINGS

A timeless favorite with new colors and finishes...



Offering the profiles from our popular Manufactured Wall Claddings, Our multifleck colors replicates the finish and texture of granite.

Our Granite Coating System can also be used for your existing walls made of concrete, fiber, gypsum, aluminum, wood, metal and glass.

www.gtstoneworks.com.ph

GRANITE WALL CLADDING

Gotham (GR-GTM)

GR-GTM Alabastro



GR-GTM Romina




GR-GTM Impala



GR-GTM Artico



Length : 500 mm
Width : 150 mm
Thickness : 25 - 30mm
Quantity per Sqm : 14 pcs




Zurga (GR-ZRG)

GR-ZRG Alabastro



GR-ZRG Romina




GR-ZRG Impala



GR-ZRG Artico



Length : 400 mm
Width : 150 mm
Thickness : 20 - 25 mm
Quantity per Sqm : 17 pcs




Flat Hammer Grande (GR-FHG)

GR-FHG Delmar



GR-FHG Fortuna



Length : 300 mm
Width : 100 mm
Thickness : 20 - 25 mm
Quantity per Sqm : 34 pcs

GRANITE WALL CLADDING

Wild Split Ledge (GR-WSL)

GR-WSL Alabastro



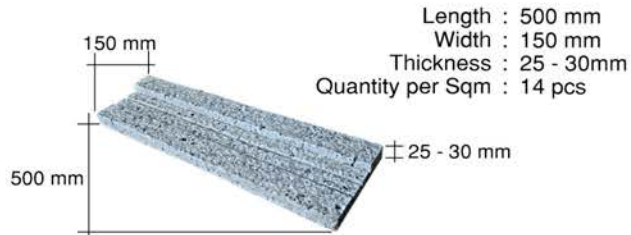
GR-WSL Romina



GR-GTM Impala



GR-GTM Artico




Yamimoto Haffington (GR Y-HFT)


GR Y-HFT Mirada



GR Y-HFT Cerrito



Wild Split Ledge Impala



GRANITE WALL CLADDING

Hawk (GR-HWK)

GR-HWK Alabastro




GR-HWK Romina



GR-HWK Impala



GR-HWK Artico



Cut Stone Fortuna



Dimension : Random
Thickness : 20 mm

Hawk Artico - Shadowledge Impala



GRANITE WALL CLADDING

Grand Bamboo Ledge (GR-GBL)

GR-GBL Alabastro



GR-GBL Romina




GR-GBL Impala



GR-GBL Artico



Size : Random
Thickness : 20 - 30 mm
Quantity per Sqm : 5 pcs



± 20 - 30 mm

Yamimoto Jacobsen (GR Y-JAC)

GR Y-JAC Alabastro



GR Y-JAC Romina




GR Y-JAC Impala



GR Y-JAC Artico



Length : 200 mm
Width : 200 mm
Thickness : 30 mm
Quantity per Sqm : 34 pcs



200 mm

200 mm

30 mm ±

Ledgestone (GR-LES)

GR-LES Alabastro



GR-LES Romina




GR-LES Impala



GR-LES Artico



Length : 280 mm
Width : 100 mm
Thickness : 20 - 35 mm
Quantity per Sqm : 38 pcs



100 mm

280 mm

± 20 - 35 mm

GRANITE WALL CLADDING

Sandledge (GR-SLES)

GR-SLES Alabastro



GR-SLES Romina




GR-SLES Impala



GR-SLES Artico



Length : 300 mm
Width : 150 mm
Thickness : 30 - 35 mm
Quantity per Sqm : 23 pcs




Sandstone (GR-SNS)

GR-SNS Alabastro



GR-SNS Romina




GR-SNS Impala



GR-SNS Artico



Length : 300 mm
Width : 150 mm
Thickness : 25 - 35 mm
Quantity per Sqm : 23 pcs



Suavice Stone (GR-SVS)

GR-SVS Alabastro




GR-SVS Romina



GR-SVS Impala



GR-SVS Artico




Length : 290 mm
Width : 100 mm
Thickness : 30 - 35 mm
Quantity per Sqm : 34 pcs

GRANITE WALL CLADDING

Mondrian (GR-MNS)

GR-MNS Alabastro




GR-MNS Romina



GR-MNS Impala



GR-MNS Artico



Length : 245mm
Width : 245mm
Thickness : 15-32mm
Quantity per Sqm : 34pcs



Shadowledge (GR-SHL)

GR-SHL Alabastro



GR-SHL Romina




GR-SHL Impala



GR-SHL Artico



Length : 511mm
Width : 200mm
Thickness : 35-50mm
Quantity per Sqm : 34pcs



Razorledge (GR-RAZLES)

GR-RAZLES Alabastro




GR-RAZLES Romina



GR-RAZLES Impala



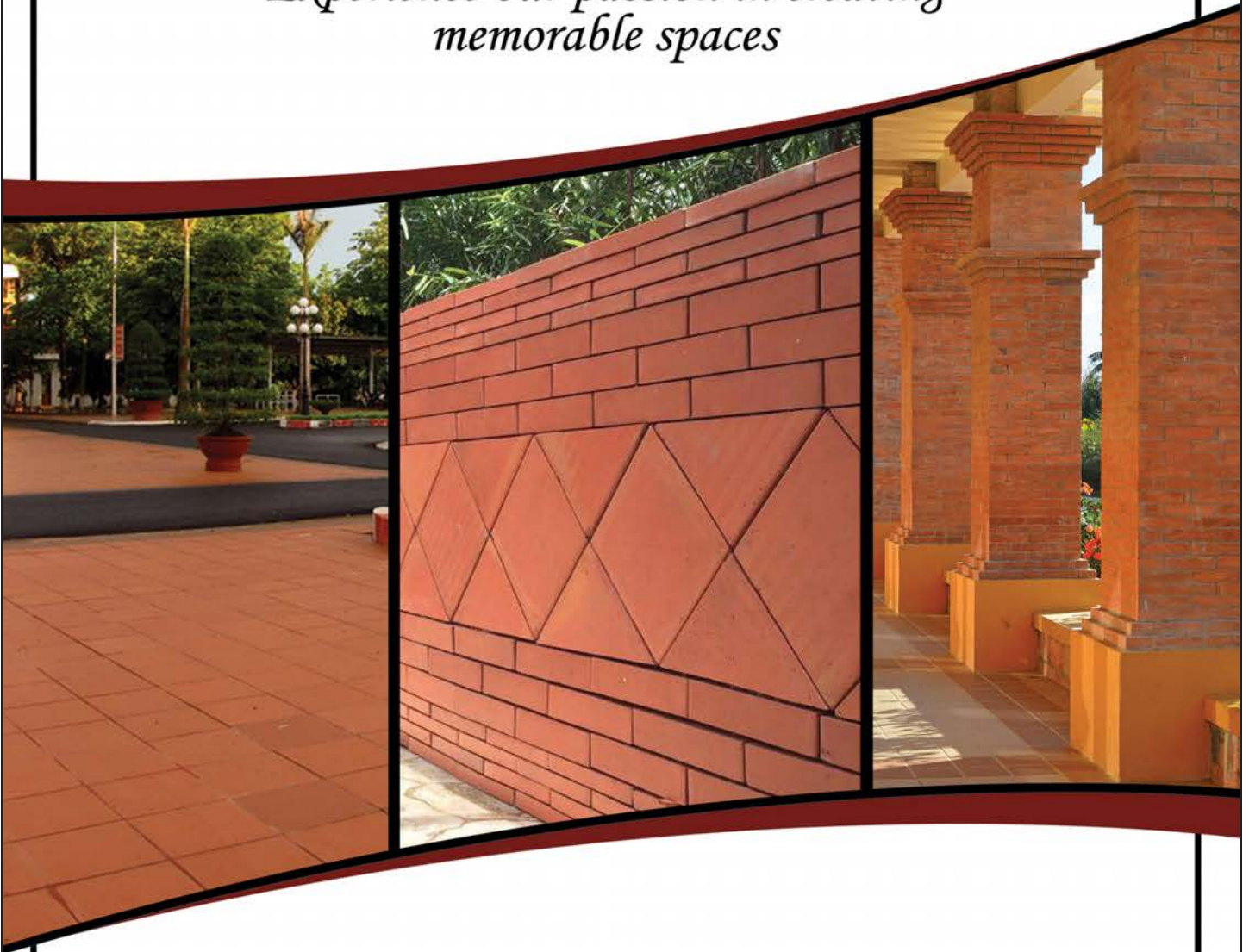
GR-RAZLES Artico



Length : 289mm
Width : 100mm
Thickness : 27-38mm
Quantity per Sqm : 34pcs

GT CLAYSTONE

*Experience our passion in creating
memorable spaces*



Offering good insulation, durable finish and easy maintenance, our claystones give an Old World Charm and finish to your outdoor patio and pool area.


www.gtstoneworks.com.ph

Our clay products replaces wasteful and inefficient methods with modern production facility to give you quality products.

Offers good insulation, durable finish, easy maintenance, old world finish, affordable price and is easy to install.



Wall Cladding 9x1x1"
Qty per sqm: 168 pcs



Wall Cladding 9x2x1"
Qty per sqm: 84 pcs



Wall Cladding 9x4x1"
Qty per sqm: 42 pcs



Vigan 9
Qty per sqm: 19 pcs



Ten Holes
Qty per sqm: 91 pcs



Pressed Paver
Qty per sqm: 43 pcs



Extruded Paver
Qty per sqm: 91 pcs



Hollowblocks 4
Qty per sqm: 12 pcs



Terracotta Wall Red Earth
240x60x9mm
Qty per sqm: 70 pcs



Terracotta Floor Red Earth
200x200x12mm
Qty per sqm: 25 pcs



Terracotta Floor Dark Copper
200x200x12mm
Qty per sqm: 25 pcs

The advantage of using Kota Bricks is the flexibility in the sizes and the natural color finishes. Claystone colors are limited to shades of red and orange. The firing, glazing and extrusion process of Claystone also limits the sizes making Kota Bricks more appealing.

Colorful patterns can be designed for your next project for walls and floors using Kota Bricks.

Kota Bricks



Kota Bricks Santa Fe
Size: 8x4x.75"
Qty per Sqm: 50 pcs



Kota Bricks Santa Fe
Size: 8x2x.75"
Qty per Sqm: 100 pcs



Kota Bricks Santa Fe
Size: 8x1x.75"
Qty per Sqm: 200 pcs



Kota Bricks Solana
Size: 8x4x.75"
Qty per Sqm: 50 pcs



Kota Bricks Solana
Size: 8x2x.75"
Qty per Sqm: 100 pcs



Kota Bricks Solana
Size: 8x1x.75"
Qty per Sqm: 200 pcs

Lopo Bricks



Perlato Gris
Size: 240x60x11mm"
Qty per Sqm: 70 pcs



Antico Rio
Size: 240x60x11mm"
Qty per Sqm: 70 pcs



Platino
Size: 240x60x11mm"
Qty per Sqm: 70 pcs



Tampico Red
Size: 240x60x11mm"
Qty per Sqm: 70 pcs

CLAYSTONE

KOTA bricks replicates the allure of clay fired bricks with the same finish and texture. Unlike Natural Clay Bricks of Claystone, Kota bricks are blended aggregates and pigments that are hand-cut to give the jagged texture of Clay bricks.

Kota Bricks



Kota Bricks El Cerritos
Size: 8x4x.75"
Qty per Sqm: 50 pcs




Kota Bricks El Cerritos
Size: 8x2x.75"
Qty per Sqm: 100 pcs



Kota Bricks El Cerritos
Size: 8x1x.75"
Qty per Sqm: 200 pcs

Kota Bricks El Cerrito



GT STONE WORKS®

TEXTURED WALL PANELS




Innovative Architectural Finishes for walls



Our textured panels are installed in just a few minutes with no downtime for wall preparation, applications and cleanup. We offer our own adhesives to secure and fasten panels to your walls with excellent non-sagging properties and fast curing time.

www.gtstoneworks.com.ph

Astra - Sky Horizon



TEXTURED WALL PANEL

TWP - METALLIC



1210 x 2400 x 3mm



1210 x 800 x 3mm

Skip Trowel - Slate Copper



1210 x 2400 x 3mm



1210 x 800 x 3mm

Astra - Super Nova



1210 x 2400 x 3mm




1210 x 800 x 3mm

Astra - Sky Horizon


TEXTURED WALL PANEL

TWP - REGULAR

READY MADE LIGHTWEIGHT EASY TO
INSTALL REGULAR WALL FINISH



Marmi - Galaxy Black



Marmi - Crema Marino

| Coverage(approx): | Packaging |
|-------------------|---------------|
| 1.00 sqm | 1210x800x3mm |
| 3.00 sqm | 1210x2400x3mm |


Marmi - Galaxy Black



TEXTURED WALL PANEL INSTALLATION GUIDELINES

STEP 1: SURVEY THE AREA

Get the size you will need make sure all walls are free from dust and debris.



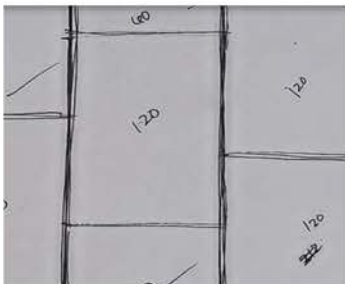
STEP 4: TEXTURED ADHESIVE

We offer our own adhesives to secure and fasten panels to your walls with excellent non-sagging properties and fast curing time.



STEP 2: PLANNING

Joint lines of 1-3 mm are recommended if multiple pieces are installed.



STEP 5: APPLY ADHESIVE

On the perimeter of the back of the wall panel



STEP 3: CUTTING PANEL

Use a box cutter to custom the panels and sand the edges to avoid rough edge finish.



STEP 6: FINAL OUTPUT



SCAN QR CODES FOR MORE INFO.

GT STONE WORKS®

CONCRETE STAMPING SYSTEM

Changing the way you see concrete



With beautiful colors, timeless patterns and rugged textures, GT Stone Works is pleased to offer the complete Concrete Stamping System...

www.gtstoneworks.com.ph

Grand Ashler / S-58

CONCRETE STAMPING SYSTEM

Ashler Slate / S-24



Grand Ashler Slate / S-55



Opa Locka Stone / S-52



Old Brick Running Bond



Extra Large Ashler Slate



Cut Stone / S-57



Panama Tile / S-73




Monster Slate / S-76



Random Stone / S-29



Reflection / S-45



CONCRETE STAMPING SYSTEM

Concrete is often perceived as a dark, hard and inflexible surface. We derive comfort in knowing that concrete provides us with a stable and durable surface but needs another finish to make it more appealing. In the past, we use other mediums such as natural stones, tiles and pavers to mask the dullness of concrete and provide an acceptable decorative finish.

With the advent of beautiful colors, attractive profiles and textures, and mixed with advance proprietary ingredients to further densify and strengthen concrete, GT Stoneworks is pleased to offer our complete CONCRETE STAMPING SYSTEM.

Old Brick Basket Weave / S-32



Royal Tile Running Bond / S-58



Pacific Boardwalk / S-16



La Habra Ashler Slate / S-28



Shawnee Slate Medium / S-34



San Diego Slate / S-5



Ceasar Stone



New Brick Herringbone / S-55



Old Englysh Cobblestone / S-30



Split Rubblestone / S-29



CONCRETE STAMPING SYSTEM

Santa Barbara Tile / S-44 Euro Stone / S-45



Split Rubblestone / S-44 London Cobblestone / S-29



French Fan / S-69



European Fan / S-66



Classic Stone / S-45



UK Cobblestone / S-25



INSTALLATION GUIDELINES CONCRETE STAMPING

STEP 1: SUB-GRADE PREPARATION AND INSTALL REINFORCEMENTS

Area soil must be compacted. This is to prevent settlement of the stamped concrete that will essentially rest on top of the compacted soil. Divide and tether off areas which are not concerned for concrete stamping. Install reinforcements such as wire mesh which will support the stamped concrete.



STEP 2: PREPARATION OF AREA PRIOR TO CEMENT TOPPING

Apply water to the compacted soil area in order to reduce water absorption by the cement topping.



STEP 3: POURING OF CEMENT TOPPING

Ensure cement is of the right consistency. Cement mixture should not be too dry or too wet. Pouring of cement topping must be timely done and coincide with the stamping installation. It will be difficult to color the cement and press the designs if the cement has already dried and hardened. Pour an adequate amount of 2" for pathways and 4" for driveways.



STEP 4: STRIKE OFF & FINISH CEMENT TOPPING

Level the cement topping using a bull float tool and to remove excess water.



STEP 5: APPLICATION OF COLOR HARDENER

Determine the amount of the color hardener needed for the project prior to broadcasting it onto the concrete. Apply the color hardener by a 'shake' or toss of the powder done by hand or below knee level as not to disperse the color hardener powder by the passing wind. Bull float the color hardener into the surface until the entire area is evenly colored. Should spots of gray concrete still appear after the bull float, broadcasting can be repeated up to a maximum of four (4) times. It is imperative that repeat broadcast be closely monitored to ensure that surface color is even. Color is absorbed 3-5mm into the concrete.



STEP 6: APPLICATION OF RELEASE AGENT AND STAMPING OF CONCRETE

Also in powdered form, the release agent is applied with the use of a brush. Never trowel the release agent. Apply release agent to the back of the stamp tool to assist with the release of the stamp tool from the cement topping. Use three (3) stamp tools and at least three (3) persons minimum to assist with the impression of designs. Personnel will be tasked to (1) move the stamping tools; (2) re-touch the imprints made (use of a roller); (3) tamper/press stamping tool. Tamping of stamping tools must be monitored and completed efficiently to ensure that a full imprint has been made prior to the picking up of and moving of the aforementioned. For Walkways, concrete is then left to set for ten (10) days. While for driveways, it is set for twenty-eight (28) days, covered by a waterproof material (polyethylene sheet). It is imperative that the area be kept dry and not be stepped on for the entire duration. If necessary tether off the area to prevent stray animals from stepping on the area.



STEP 7: REMOVAL OF RELEASE AGENT

Wash and remove portions of the release agent after the ten-day curing period. First, use a brush to remove the overlying release agent, followed by a pressure washer to remove slightly embedded release agent.



STEP 8: SEALER APPLICATION

Make sure that the concrete is clean and dry before application of the sealer. Two coats of concrete sealer should be efficient to create a uniform coverage and ensure maximum protection. A brush or roller is generally used for application of the sealer.



SCAN QR CODES FOR MORE INFO.

GT STONE WORKS®

CONCRETE POLISHING SYSTEM

Changing the way you see concrete...



GT Stoneworks Concrete Polishing System is reflected in the result.

To achieve perfect result, Gt provides a range of single-disc and polishing machines, in carefully staged sizes and performance levels, which are optimally adapted to each other to clean and care for hard floors quickly and economically as well as a comprehensive range of care products and accessories.

www.gtstoneworks.com.ph

Exposed Aggregates



Salt & Pepper



CONCRETE POLISHING SYSTEM

GRINDING AND POLISHING MACHINES

Our machines are versatile and user friendly. Patented gear design ensures superior performance for concrete floor preparation, repair grinding and polishing applications

The Beast

Specifications

| | |
|------------------------|-------------------------|
| 220V 3 Phase | Magnetic plates 4 pcs |
| Grinding motor 30HP | Velcro disk 4 pcs |
| Inverter motor 30HP | CE approved plugs |
| AMPS 44 | Dust skirt 1 pc |
| Small plate 0-1800RPM | Lifting jack 2 pcs |
| Big plate 0-300RPM | Tools box 1 set |
| Heads 4*280mm, 24 pads | Additional weight 1 set |
| Width 945mm | Weight 680KG |
| Water tank 50L | HS code 8464209000 |
| Dust port 2" or 3" | |



The Work Horse

Specifications

| | |
|---------------------|-------------------------|
| 220V 3 Phase | Magnetic plates 4 pcs |
| Grinding motor 15HP | Velcro disk 12 pcs |
| Inverter motor 20HP | CE approved plugs |
| AMPS 22 | Dust skirt 1 pc |
| RPM 1800 | Lifting jack 2 pcs |
| Heads 4, pads 12 | Tools box 1 set |
| Width 680mm | Additional weight 1 set |
| Water tank 36L | Weight 441.5KG |
| Dust port 2" or 3" | HS code 8464209000 |



The All-Star

Specifications

| | |
|------------------------|-------------------------|
| 220V 3 Phase | Magnetic plates 4 pcs |
| Grinding motor 20HP | Velcro disk 4 pcs |
| Inverter motor 20HP | CE approved plugs |
| AMPS 30 | Dust skirt 1 pc |
| Small plate 0-1800RPM | Lifting jack 2 pcs |
| Big plate 0-300RPM | Tools box 1 set |
| Heads 4*254mm, 24 pads | Additional weight 1 set |
| Width 750mm | Weight 540KG |
| Water tank 50L | HS code 8464209000 |
| Dust port 2" or 3" | |



CONCRETE POLISHING SYSTEM

GRINDING AND POLISHING MACHINES

Our machines are versatile and user friendly. Patented gear design ensures superior performance for concrete floor preparation, repair grinding and polishing applications



The Explorer

| Specifications | |
|------------------------|-----------------------|
| 220V 1 Phase | Magnetic plates 3 pcs |
| Grinding motor 5.5HP | Velcro disk 3 pcs |
| Inverter motor 5.5HP | CE approved plugs |
| AMPS 8 | Dust skirt 1 pc |
| Small plate 0-1500RPM | Lifting jack 2 pcs |
| Big plate 0-300RPM | Tools box 1 set |
| Heads 3*220mm, 18 pads | Weight 180KG |
| Width 535mm | HS code 8464209000 |
| Water tank 30L | |
| Dust port 2" | |

VACUUM MACHINES

Deliver unmatched performance with increase productivity while lowering maintenance and labor cost and minimizing downtime. ideal for wet or dry collection of dust and debris from our grinding machines



V1

| Specifications | |
|------------------------------|------------------------------|
| Wet and dry vacuum extractor | Equipped filter fabric 1 set |
| 220V 1 phase | 2" hose 2 meters |
| Motor 3KW | 2" suction squeegee 1 pc |
| AMPS 12.5 | Rubber squeegee 1pc |
| CFM 318m³/h | 220V cable and plug |
| Filtration area 3800cm² | Weight 68.5KG |
| Dust collector 80L | HS code 8508190000 |
| Dust port 2" | |



V7

| Specifications | |
|---|-------------------------------|
| HEPA double cyclone bag type vacuum cleaner | Equipped air compressor |
| Double cyclone + HEPA | Equipped filter 1 set |
| Automatic filter cleaning | Equipped 22m dust bag 2 rolls |
| 220V/380V/480V 3 Phase | 2" hose 10 meters |
| Motor 10HP | 2" suction squeegee 1 pc |
| AMPS 16 | CE approved plugs |
| CFM 700m³/h, Dust collector 120L | Tools box 1 set |
| Filtration area 47000cm² | Weight 415KG |
| Dust port 2"gh | HS code 842139239000 |

CONCRETE POLISHING SYSTEM

VACUUM MACHINES

Deliver unmatched performance with increase productivity while lowering maintenance and labor cost and minimizing downtime. ideal for wet or dry collection of dust and debris from our grinding machines



V3 PLUS

Specifications

| | |
|---------------------------|------------------------------|
| HEPA back blow bag | Equipped filter 1 set |
| type vacuum cleaner | Equipped 22m dust bag 1 roll |
| Cyclone + HEPA | 2" hose 10 meters |
| Automatic filter cleaning | 2" suction squeegee 1 pc |
| 220V 1 Phase | 220V cable and plug |
| Motor 3.3KW | Tools box 1 set |
| AMPS 10 | Weight 159KG |
| CFM 430m³/h | L1121*W625*H1533-1753mm |
| Filtration area 44000cm² | HS code 8421392390 |
| Dust port 2" | |

SUPPORT MACHINE



THE SEPARATOR

Specifications

| | |
|---------------------------------|------------------------------|
| Link between grinder and vacuum | Equipped 22m dust bag 1 roll |
| L900mm*W475mm* | 2" hose 3 meters |
| H1520/1650/1750mm | Weight 103KG |
| Adjustable | HS code 8421392390 |
| Dust port 2" or 3" optional | |



THE SCARIFIER

Specifications

| | |
|----------------|--------------|
| Dimension | 250mm (W) |
| Volt | 220v 3 Phase |
| Grinding Motor | 10hp |
| Current | 25 AMPS |
| Speed | 1440 RPM |
| Depth | 2-6 mm |
| Weigth | 200kg |

SALT AND PEPPER




CREAM FINISH



Exposed Aggregates



Cream Finish



CONCRETE POLISHING SYSTEM

SUPPORT MACHINE

THE SEPARATOR

Specifications

| | |
|-------------------------|--------------------|
| 220V 1 Phase | Burnishing pad 1pc |
| Motor 10HP | CE approved plugs |
| Inverter motor 10HP | Tools box 1 set |
| AMPS 16 | Weight 244KG |
| RPM 1800 | HS code 8464209000 |
| Width 27" | |
| Aluminum alloy gear box | |



THE EDGER

Specifications

| | |
|-----------------------|---------------------|
| 220V 1 Phase | Magnetic plate 1 pc |
| Grinding motor 3HP | Velcro disk 1 pc |
| Inverter motor 3HP | CE approved plugs |
| AMPS 14 | Tools box 1 set |
| RPM 1800 | Weight 146.5KG |
| Heads 1"320mm, 6 pads | HS code 8464209000 |
| Width 376.5mm | |
| Water tank 20L | |
| Dust port 2 | |



THE SCRUBBER

Specifications

| | |
|----------------|---------------------------------------|
| Dimension | 1200mm (L) 450mm (W) 1000mm (H) |
| Brush Motor | 6W |
| Vacuum Motor | 373W |
| Brush Speed | 200RPM |
| Brush Pressure | 22.7-40.8KG |
| Cleaning Width | 500MM |
| Squeegee Width | 763MM |
| Productivity | 2200sqm/h |
| Battery | 100 Ah 2pcs |
| Run Time | 2.5-3 Hours |
| Solution Tank | 43L |
| Recovery Tank | 57L |
| Noise | 66.5dB |
| Weight | 219kg |



CONCRETE POLISHING SYSTEM

TOOLS




METAL PAD

| Specifications | |
|----------------|--|
| Grit #16 | |
| Grit #30 | |
| Grit #80 | |
| Grit #150 | |
| Grit #300 | |



BURNISHING PAD

| Specifications | |
|-----------------|--|
| (Grit #500) 1# | |
| (Grit #1000) 2# | |
| (Grit #2000) 3# | |



RESIN PAD

| Specifications | |
|----------------|------------|
| Grit #50 | Grit #800 |
| Grit #100 | Grit #1500 |
| Grit #200 | Grit #3000 |
| Grit #400 | |



SCARIFIER CUTTING BLADE

MEASURING TOOLS

• Rebound Hammer

Rebound Hammer test is a Non-destructive testing method of concrete which provide a convenient and rapid indication of the compressive strength of the concrete

1. To determine the compressive strength of the concrete by relating the rebound index and the compressive strength
2. To assess the uniformity of the concrete
3. To assess the quality of the concrete based on the standard specifications
4. To relate one concrete element with other in terms of quality

| Specifications | |
|---|-----------|
| Test Range | 10~60Mpa |
| Standard energy impact | 2.207 J |
| Stroke of rebound hammer | 75mm |
| Friction of pointer slider | 0.5N~0.8N |
| Sphere radius of rebound pole SR | 25mm±1mm |
| Average rebound value on steel anvil Rm | 80±2 |
| Size | Φ54*278mm |
| Weight | 1kg |



MEASURING TOOLS

• Gloss Meter

A gloss meter is an instrument which is used to measure specular reflection gloss of a surface. Gloss is determined by projecting a beam of light at a fixed intensity and angle onto a surface and measuring the amount of reflected light at an equal but opposite angle. There are a number of different geometries available for gloss measurement, each being dependent on the type of surface to be measured. For non-metals such as coatings and plastics the amount of reflected light increases with a greater angle of illumination, as some of the light penetrates the surface material and is absorbed into it or diffusely scattered from it depending on its colour. Metals have a much higher reflection and are therefore less angularly dependent



Specifications

| | |
|-------------------|--------------------------|
| Measurement Range | 0-199(Gu) |
| Measurement Area | 12x30mm |
| Stability Error | $\leq \pm 0.4$ (GS) |
| Indication Error | $\leq \pm 1.0$ (GS) |
| Relative Humidity | $\leq \pm 80\%$ |
| Temperature | 0°C~40°C non-considering |
| Dimension | 118x70x40mm |
| Power Supply | Lithium Battery |
| Working Current | ≤ 25 mA |
| Standby Current | ≤ 0.1 mA |
| Weight | 280g |

• Mohs Hardness Scale

Mohs hardness test determine the hardness of the concrete prior to grinding or polishing




Specifications

| | |
|------------------------------------|--------------------|
| Measurement Intensity Range | 20~60 Mpa |
| Shock function | 2.207J(0.225kgf.m) |
| Pointer length | 20.0 0.2mm |
| Pointer friction | 0.65 0.15 |
| Pointer system max static friction | 0.5~0.8 |
| Average rate of steel drill | 80+2 |
| Flip bar ends spherical radius | 25 1.0mm |
| Flip pull ring stiffness | 7.85 0.4 |

GT[®] STONE WORKS[®]

PAVING BLOCKS SYSTEM

Your reliable supplier in Paving Blocks



GT Stone Works Concrete Paving Blocks System features a wide range of attractive paver shapes that create exciting patterns and designs for your decorative outdoor flooring needs.

www.gtstoneworks.com.ph

PAVING BLOCKS SYSTEM

CONCRETE PAVERS

Key



Dimension
245 X 112.5 X 60mm

Quantity per Sqm
38pcs. / sqm

Brickstone



Dimension
100 X 200 X 60mm

Quantity per Sqm
50pcs. / sqm

Wave



Dimension
230 X 140 X 60mm

Quantity per Sqm
40pcs. / sqm

Yale



Dimension
200 X 202 X 60mm

Quantity per Sqm
40pcs. / sqm

Grass Pavers



Dimension
400 X 200 X 70mm

Quantity per Sqm
13pcs. / sqm

Pervious Concrete



Dimension
100 X 200 X 60mm

Quantity per Sqm
50pcs. / sqm

Brickstone Terra Cotta



Available Colors:



Silver Gray



Ebony Black



Coffee Brown



Brick Red



Terra Cotta



Mustard Yellow

GT Stoneworks Concrete Paving Blocks System features a wide range of attractive paver shapes that can create exciting patterns and designs that no other paving materials can match.

Pavers are ideal for patios, gardens, pools, decks, walkways, driveways to pedestrian plazas, streets parking lots, commercial and industrial areas.

**Blind Stop Paver Round**

Size: 20cm x 20cm
Thickness: 26mm
Qty/Sqm : 25pcs

**Blind Stop Paver Square**

Size: 20cm x 20cm
Thickness: 26mm
Qty/Sqm : 25pcs

**Spain Paver**

Size: 25cm x 25cm
Thickness: 30mm
Qty/Sqm : 16pcs

**Small Fan Shaped Paver**

Size: 25cm x 25cm
Thickness: 30mm
Qty/Sqm : 16pcs

**Blind Stop Paver Line**

Size: 20cm x 20cm
Thickness: 26mm
Qty/Sqm : 25pcs

**Square Wave Water**

Size: 20cm x 20cm
Thickness: 25mm
Qty/Sqm : 25pcs

**Plaza Terrazo**

Size: 40cm x 20cm
Thickness: 30mm
Qty/Sqm : 12pcs

**Tetris**

Size: 20cm x 20cm
Thickness: 27mm
Qty/Sqm : 25pcs

Available Colors:



Silver Gray



Brick Red

PAVING BLOCKS SYSTEM

STEPPING STONE

Color : Fawnskin



Color : Saddle Stone



Color : Spice Clay



Color : Ginger Sand



Available Sizes:

Small
30x40x5.0cm



Medium
45x45x5.0cm



Large
60x40x5.0cm



Color: Saddle Stone



PAVING BLOCKS SYSTEM

Decorative Pavers

Available Colors:



Silver Gray Brick Red



Maple Leaf Paver

Size: 25cm x 25cm
Thickness: 45mm
Qty/Sqm : 26pcs



Herringbone Triangle

Size: 25cm x 25cm
Thickness: 45mm
Qty/Sqm : 26pcs



Palace Lantern

Size: 26.3cm x 21.3cm
Thickness: 30mm
Qty/Sqm : 30pcs



Zigzag Paver

Size: 23cm x 11cm
Thickness: 60mm
Qty/Sqm : 40pcs



Nine Hole

Size: 29.5cm x 29.5cm
Thickness: 70mm
Qty/Sqm : 12pcs




Dutch Paver

Size: 20cm x 10cm
Thickness: 48mm
Qty/Sqm : 50pcs

Square Pavers



Line



Ash



Flag



Wood

Size: 10cm x 10cm x 20mm

Available Colors:



Gray



Mocha Brown



Red



Terra Cotta

INSTALLATION GUIDELINES PAVING BLOCKS

STEP 1: ESTIMATE THE PAVING BLOCKS REQUIRED

Measure the area needed to be covered in square meters. Provide a 10% allowance for cuttings.



STEP 2: PREPARE ALL MATERIALS

For Installation of paving blocks, you will need the following: Measure tape, level bar, untreated sand, marking cord or string, rubber hammer, grinder and compactor.



STEP 3: POUR AND LEVEL SAND IN THE AREA TO BE COVERED

Pour sand, approximately 3"-6" infill on the area to be covered. Level the sand using the level bar.



STEP 4: COMPACTION OF SAND

Wet the area with water and proceed with compaction using a bull float. Repeat until the sand is well compacted. Use a compactor or any compacting machine in larger areas for a better



STEP 5: PROCEED WITH INSTALLATION OF PAVING BLOCKS

Mark the level of finishing using the marking cord. Install paving blocks piece per piece according to the design. Use the rubber hammer to imbed the paving blocks into the compacted sand. A grinder can be used to cut the paving blocks to create an interlocked design.



STEP 6: FILL IN THE SPACES


After installation of the paving blocks, pour sand over the finished area to fill in the spaces. Smoothen out until even for a clean finish.



SCAN QR CODES FOR MORE INFO.



Grass made even better



A beautiful lawn, virtually maintenance-free is what GT Turf Works offers. No watering and mowing will ever be needed to maintain a lush green landscape for your residential or commercial needs.

www.gtstoneworks.com.ph



Advantage of using ARTIFICIAL GRASS



A beautiful lawn, virtually maintenance-free is what GT Turfworks offers to our valued customers. No more watering, mowing or fertilizers will ever be needed to maintain a lush green landscape for your residential or commercial applications.

Artificial grass has come a long way since it was introduced in the 1970's. With advances in manufacturing machinery, polymer formulation and innovative colors and design, GT Turfworks proudly offers third- generation artificial grass that gives solutions to your grass needs.



Each type of products can be adjusted for color, elasticity, grass gauge, stitch rate and pile height to meet different request of our valued customers and are also designed for easy installation and maintenance.




Mainly based on monofilament and fibrillated fibre styles, our superior yarn materials include high grade polypropylene, polyethelene, nylon and other hybrids. These materials produce mainly two different types of products - decorative and functional.

GT TURFWORKS

ARTIFICIAL GRASS

Suitable for ground cover
activity areas.



Rye 7
Turf Gauge : 5/32"
Material : PP2200
Pile Height (mm) : 7.00
Stitch Rate (per 10cm) : 60.00

Suitable for ground cover
activity areas.



Rye 7 - City Gray
Turf Gauge : 5/32"
Material : PP2200
Pile Height (mm) : 7.00
Stitch Rate (per 10cm) : 60.00

Suitable for ground cover
activity areas.



Rye 7 - Jet Black
Turf Gauge : 5/32"
Material : PP2200
Pile Height (mm) : 7.00
Stitch Rate (per 10cm) : 60.00

Suitable for ground cover
activity areas.



Rye 7 - Raven Red
Turf Gauge : 5/32"
Material : PP2200
Pile Height (mm) : 7.00
Stitch Rate (per 10cm) : 60.00

Suitable for ground cover
activity areas.




Rye 12
Turf Gauge : 5/16"
Material : PP8800
Pile Height (mm) : 12.00
Stitch Rate (per 10cm) : 25.00

Golf and Putting Grass



Bent 16
Turf Gauge : 6/16"
Material : PE6000
Pile Height (mm) : 16.00
Stitch Rate (per 10cm) : 65.00



NATURAL STONE

SLATE

Suitable for ground cover
activity areas.



Fescue 20
Turf Gauge : 5/32"
Material : PP2200
Pile Height (mm) : 7.00
Stitch Rate (per 10cm) : 60.00

Suitable for ground cover
activity areas.



Kikuyu 36
Turf Gauge : 5/32"
Material : PP2200
Pile Height (mm) : 7.00
Stitch Rate (per 10cm) : 60.00

Suitable for ground cover
activity areas.



Zoysia 35
Turf Gauge : 6/16"
Material : PE6000
Pile Height (mm) : 16.00
Stitch Rate (per 10cm) : 65.00



INSTALLATION GUIDELINES

Turfworks

STEP 1: PREPARE THE BASE SURFACE

Mark out the area that is to be covered. The concrete surface must be smooth, clean and dry. Ensure a few drainage points have been made to disperse rainwater.



STEP 2: ROLL OUT THE GRASS AND SEAM THE EDGES

Roll out the grass and let it relax for several hours to settle any wrinkles. Using a sharp utility knife or blade, cut the ends of the grass to fit the mark out area. In areas larger than 12 feet in width where two pieces of grass must be seamed together, a good carpet glue or seaming tape can be used to joint these together.



STEP 3: APPLY SAND FILL

Distribute the treated sand evenly over the area using a broom or stiff bristled brush. Broom it in a direction against the grain. Sprinkle water uniformly over the area to maximize the height of each artificial grass blades. It is recommended to use 12kg of treated sand per square meter of artificial grass to ensure that the pile does not flatten, thus prolonging the life of the product.



SCAN QR CODE FOR MORE INFO



Keeps floors clean




Designed for heavy foot traffic, The Superscraper is very soft, durable and washable. It uses 100% unused PVC pellets and its colorants are treated with ultraviolet (UV) stabilizers.

www.gtstoneworks.com.ph

Coffee Brown



Bright Green



SUPER SCRAPER

LOOPMATS KEEPS FLOORS CLEAN

Whether your floors are made of wood, concrete, tiles or stones, you need to be able to protect them from the daily wear and tear of foot and vehicular traffic. However, without the right equipment, your floors may end up with a lot of scuffs and scratches that might not look good after a while.

Super Scraper PVC Loop Floor mats are designed to protect your floors and reduce the cleaning cycles for the maintenance of your floors.

Our Floor mats, designed for indoor and outdoor use, uses 100% raw unused PVC pellets and UV stabilized colorants. Even with long exposures to the sun, the colors remain vibrant and the material soft, durable and washable.

When applied strategically to entrances and walkways, the Super Scraper PVC Loop Floor Mats traps dirt and debris found on shoes. Studies have shown that a Loop floor mat can effectively collect 96% of the debris when each shoe is brushed two times onto the Floor Mats. With less dirt and debris going inside rooms, cleaning becomes easier and much less frequent.

Our Floor Mats also come with an anti-slip cushion mat that eliminates slippages on wet areas such as locker rooms, kitchen and garages. With a thickness of 12mm, the floor mat is qualified to be used for residential and commercial applications.

To clean, simply turn the mat over, vacuum or rinse with water. Dirt and grime will be flushed out, leaving the Super Scraper fresh and new again.


Super Scraper PVC Loop Floor Mats come in attractive colors such as bright red, ebony black, bright green, charcoal gray and coffee brown.

TURF MAT


The SuperScraper Floor Mat uses 100% unused PVC pellets and its colorants are treated with ultraviolet (UV) stabilizers, which allow it to maintain its original color and elasticity even after long exposure to the sun.

Designed for Heavy Foot Traffic, the SuperScraper is very soft, durable and washable. To clean, simply turn the mat over, shake, vacuum or rinse with water. Dirt and grime will be flushed out, leaving the Super Scraper fresh and new again.


Turf TMats are made from special polymer tufts that scrape stubborn dirt and muck off your footwear; thus, keeping harmful germs outside your home. Its unique features offers Hygienic & Non-toxic, multi - purpose usage.



Turf Mat Size: 3.00 ft x 49.00 ft (1 roll)



Imperial Red



Persian Green



Ash Gray

PVC LOOPMATS



Outdoor Areas



Lobby Entrance



Walk Ways

PVC Floormat Sizes:

One color: 4ft x 39ft (1roll) / 45cm x 60cm / 45cm x 75cm / 4ft x 1ft / 60cm x 90cm


Available colors:



Ebony Black



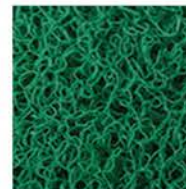
Charcoal Gray



Coffee Brown



Bright Red



Bright Green



Dual Black



Dual Brown

3 in 1 Super Mat



Venetian Red



SUPER SCRAPER

3 in 1 Super Mat


Combining the turf, loop and moisture mat into a Supermat allows for a thorough cleaning of foot traffic when entering the interiors of any building especially during the rainy season. Turf mat agitates all debris on the sole while the loop mat scrapes and collects it. The moisture mat absorbs the remaining moisture to ensure clean entry into buildings, offices and homes. These mats can be custom-made to fit most entrances and doorways to provide complete protection and minimize cleaning cycles inside the area.



Zig Zag Floormat

Multi-Function floor mats designed with soft and durable PVC for wet and heavy traffic areas providing worry-free and reliable non-slip finish for concrete, tile and other surfaces.

Available colors:



Venetian Red



Emerald Green



Steel Black

SUPER SCRAPER

CAR MAT



Available colors:



Charcoal Gray



Ebony Black



Coffee Brown

Front : 54cm x 70cm

Rear : 52cm x 54cm

Center : 28cm x 58cm

**DURABLE • TRAPS DIRT • WATERPROOF
FIRE RETARDANT • EASY TO CLEAN**




PRE-CUTS (PVC-LOOPMATS)

Sizes : 60 x 90cm

45 x 75cm

45 x 60cm

Available colors:



Ebony Black



Coffee Brown



Charcoal Gray



Bright Red



Bright Green



FORTRESS®

ADMIXTURES & SEALERS

Total control for all installations



Fortress Total control for all installations. Leading Formulator and Manufacturer of Construction Chemicals in the Philippines.

Fortress admixtures and sealers, we value consistency, quality and performance while giving fair prices for all our products

www.gtstoneworks.com.ph

Venetian Plaster



Venetian Plaster and Escala



DECO WALL FINISHING SYSTEM

DECO RENDER POWDER

GRAY / WHITE

**CREATE VENETIAN
CONCRETE FINISH**

| Coverage(approx): | Packaging |
|-------------------|-----------|
| 2.00 sqm | 2 Kilos |
| 5.00 sqm | 5 Kilos |
| 20.00 sqm | 20 Kilos |



Our Deco Render Powder is highly workable and easy to apply for walls. Customize the colors you want with the use of our colorants to give you different shades of concrete. No painting required..

DECO RENDER PASTE

**CREATE TEXTURES
AND WALLS ON
WALL USING OUR
READY TO USE
PASTE**

| SMOOTH | |
|-------------------|-----------|
| Coverage(approx): | Packaging |
| 5.00 sqm | 5 Kilos |
| 20.00 sqm | 20 Kilos |

| SANDED | |
|--------------------|-----------|
| Coverage(approx): | Packaging |
| 3.00 to 5.00 sqm | 5 Kilos |
| 15.00 to 20.00 sqm | 20 Kilos |



Textures and colors are brought to life with our Ready-to-Use (RTU) FORTRESS DECO RENDER PASTE. Finishes such as venetian plaster, concrete skip trowel, petrified wood, marmi, linen and travertine can be applied to your exterior and interior walls. Customize the colors you want using our Fortress Color Stains and Colorants to the finish of your choice.

DECO WALL FINISHING SYSTEM



DECO GRANITE

CREATE A GRANITE FINISH ON WALLS

| Coverage(approx) | Packaging |
|------------------|-----------|
| | |

Replicates the texture and multi-fleck colors of granite stone to various surfaces. Granite coatings adds character, depth and dimension to any walls by recreating the detail and finish of real granite onto the surface.




DECO STUCCO

CREATE A MONOTONE OR MULTIFLECK TEXTURED STUCCO FINISH FOR YOUR EXTERIOR WALLS

| Coverage(approx) | Packaging |
|------------------|-----------|
| 20 Kilos | 4-10 sqm |

New generation polymer modified stucco paste reinforced with natural stone for exterior walls. Ideal for perimeter fences, facades and outdoor areas where walls are needed for both functional and decorative. Stucco paste is a two-part mix that comes in monotone and multi-fleck finish and is easy to use and apply on to walls. Unlike cement-based stucco, stucco paste has minimal to zero wastage and can be pigmented using Fortress Colorants to the color of your choice.

Monte Gris



Monotone (Hudson Gray)



DECO PRIMER

SEALS SURFACE TO PREVENT WATER SEEPAGE, USE BEFORE DECO RENDER FINISHING

| Coverage(approx): | Packaging |
|----------------------|-------------|
| 6.00 to 8.00 sqm | 1 Liter |
| 24.00 to 32.00 sqm | 4 Liters |
| 110.00 to 150.00 sqm | 18.5 Liters |



1 Liter



4 Liter



18.5 Liter

DECO QUARTZ PRIMER

SEALS SURFACE TO PREVENT WATER SEEPAGE, ROUGH FINISH FOR TEXTURED APPLICATION

| Coverage(approx): | Packaging |
|---------------------|-------------|
| 4.00 to 6.00 sqm | 1 Liter |
| 16.00 to 24.00 sqm | 4 Liters |
| 75.00 to 110.00 sqm | 18.5 Liters |



1 Liter



4 Liter



18.5 Liter

COLOR STAIN



500 GRAMS

ADDS TOP COLOR ACCENT. USED AFTER APPLYING DECO RENDER

| Coverage(approx): | Packaging |
|---|-----------|
| 20.00 to 40.00 sqm *Divided with water distilled | 500 Grams |

RELEASE AGENT



500 GRAMS

USED TO RELEASE TEXTURED STAMP TOOLS AND PROVIDES ADDITIONAL COLOR FINISH

| Coverage(approx): | Packaging |
|-----------------------|-----------|
| 1.5 to 2kg per 10 sqm | 500 Grams |

COLOR

COLORANT

MIX WITH DECO RENDER TO CHANGE
INTEGRALLY COLOR OF BASE



400 Grams



200 Grams

| Coverage(approx): | Packaging |
|-----------------------|-----------|
| MIX with 5 KG Render | 200 Grams |
| MIX with 20 KG Render | 400 Grams |

COLOR HARDENER

HARDENS CEMENT FLOOR WITH COLOR
ACCENTS FOR CONCRETE STAMPING



25 Kilos

| Coverage(approx): | Packaging |
|-------------------|-----------|
| 3kg per sqm | 25 Kilos |

Colorant



Wet-Look Sealer



SEALER

MATTE SEALER

SOLVENT BASE HIGH GLOSS ACRYLIC SEALER FOR NATURAL AND MANUFACTURED STONE



1 Liter

4 Liters

| Coverage(approx): | Packaging |
|--------------------|-----------|
| 5.00 to 8.00 sqm | 1 Liter |
| 20.00 to 32.00 sqm | 4 Liters |

WET-LOOK SEALER



1 Liter

4 Liters

18 Liters

| Coverage(approx): | Packaging |
|--------------------|-------------|
| 5.00 to 8.00 sqm | 1 Liter |
| 20.00 to 32.00 sqm | 4 Liters |
| 100.00 sqm | 18.5 Liters |

POLY WAX



800 GRAMS

CARNUBA WAX SEALER
FOR INTERIOR DECO RENDER
MATTE FINISH

| Coverage(approx): | Packaging |
|--------------------|-----------|
| 15.00 to 20.00 sqm | 800 Grams |

SEALER

NANO-SEAL PREMIUM

WATER BASED PENETRATING SILANE SILICON SEALER, MATTE FINISH

| Coverage(approx): | Packaging |
|----------------------|-------------|
| 8.00 to 10.00 sqm | 1 Liter |
| 35.00 to 40.00 sqm | 4 Liters |
| 140.00 to 180.00 sqm | 18.5 Liters |



1 Liter



4 Liter



18.5 Liter

NANO-SEAL PREMIUM

WATER BASED PENETRATING SILANE SILICON SEALER, GLOSS FINISH

| Coverage(approx): | Packaging |
|----------------------|-------------|
| 8.00 to 10.00 sqm | 1 Liter |
| 35.00 to 40.00 sqm | 4 Liters |
| 140.00 to 180.00 sqm | 18.5 Liters |



1 Liter



4 Liter



18.5 Liter

DECO SEAL

AFFORDABLE FILM FORMING ACRYLIC SEALER FOR NATURAL AND MANUFACTURED STONE

| Coverage(approx): | Packaging |
|--------------------|-----------|
| 4.00 to 8.00 sqm | 1 Liter |
| 20.00 to 32.00 sqm | 4 Liters |



1 Liter



4 Liter

PENETRATOR

PREMIUM QUALITY WATER BASED SEMI GLOSS SEALER WITH WATER REPELLANT

| Coverage(approx): | Packaging |
|--------------------|-----------|
| 5.00 to 8.00 sqm | 1 Liter |
| 20.00 to 32.00 sqm | 4 Liters |



1 Liter



4 Liter

Tile Adhesive

ADHESIVE

TILE ADHESIVE

POLYMERIC ADHESIVE FOR C1S1 TILE INSTALLATION OF ORDINARY CERAMIC TILES



25 Kilos

| Coverage(approx): | Packaging |
|-------------------|-----------|
| 3.00 sqm | 25 Kilos |

HEAVY DUTY ADHESIVE

POLYMERIC ADHESIVE FOR C2S1 TILE INSTALLATION OF LARGE FORMAT TILES



25 Kilos

| Coverage(approx): | Packaging |
|-------------------|-----------|
| 3.00 sqm | 25 Kilos |

TEXTURED WALL PANEL ADHESIVE



250 GRAMS

ADHESIVE USED FOR TEXTURED WALL PANEL

| Coverage(approx): | Packaging |
|-------------------|-----------|
| 1.00 sqm | 250 Grams |

FORTRESS®

CHEMICALS & FINISHES


NON-SLIP

BEST FOR CONCRETE, STONE AND TILE FLOORINGS

| Coverage(approx): | Packaging |
|--------------------|-----------|
| 5.00 to 8.00 sqm | 1 Liter |
| 20.00 to 32.00 sqm | 4 Liters |



1 Liter



4 Liter

SURE GRIP

CREATES NON SLIP SURFACE ON TILES AND NATURAL STONE FLOORS, ALWAYS TEST FIRST

| Coverage(approx): | Packaging |
|--------------------|-----------|
| 4.00 to 5.00 sqm | 500 ML |
| 35.00 to 40.00 sqm | 4 Liters |



500 Grams



4 Liter

DURA FLOOR

DENSIFIER, HARDENER AND DUSTPROOFER FOR CONCRETE SURFACES

| Coverage(approx): | Packaging |
|--|-------------|
| Depends upon the porosity of the surface being protected | 1 Liter |
| | 4 Liters |
| | 18.5 Liters |



1 Liter



4 Liter



18.5 Liter

GREEN CLEAN

MICRO ETCHING SOLUTION TO CLEAN SURFACE, SURFACE PREP FOR STAINS

| Coverage(approx): | Packaging |
|-------------------|-----------|
| 6.00 to 8.00 sqm | 500 Grams |



500 Grams

SKIM COAT WHITE

COVERS CRACKS, PITNHOLE AND SMOOTHENS IN A WHITE FINISH

| Coverage(approx): | Packaging |
|--------------------------------|-----------|
| 20.00 sqm *1-4 mm thickness | 20 Kilos |



20 Kilos

SKIM COAT GRAY

COVERS CRACKS, PINHOLES AND SMOOTHENS CONCRETE WALL FINISHES

| Coverage(approx): | Packaging |
|--------------------------------|-----------|
| 20.00 sqm *1-4 mm thickness | 20 Kilos |



20 Kilos

OPEN TO SERVE YOU

METRO MANILA

SUCAT • ALABANG • BALINTAWAK • LIBIS • PASONG TAMO
QUIRINO • FILINVEST • COMMONWEALTH • VALENZUELA
QUEZON AVENUE • IT HUB • CAPITOL

LUZON BRANCH

MEXICO • TARLAC • DAU • SAN FERNANDO • VILLASIS
CABANATUAN • CALAMBA • BATANGAS • TAYTAY • ANTIPOLO
BALIUAG • DASMARINAS • LAOAG • KAWIT • SAN PABLO
BACOR • STA. ROSA • SILANG • NAGA • LIPA • TAYABAS
PUERTO PRINSESA • GENERAL TRIAS • STO. TOMAS
SAN ISIDRO • CALUMPIT • IGUIG • SAN JOSE • DARAGA
CABUYAO • ZAMBALES • SAN JUAN • TAYTAY • OLONGAPO

VISAYAS BRANCH

MANDUE • TALISAY • BACOLOD • JARO • TACLOBAN
STA. BARBARA • MAKATO, AKLAN

MINDANAO BRANCH

MATINA • PANACAN • CAGAYAN DE ORO
BUTUAN • GENERAL SANTON • OPOL • ZAMBOANGA

CONNECT WITH US!



@GTStoneWorks



gtstoneworksinquiry@gmail.com



www.gtstoneworks.com.ph

DISCLAIMER

Pictures seen in this catalogue were photographed in their truest form. As much as we want to present the most accurate colors, there will be printing and photographic limitations. Colors presented here may vary from actual colors of products. We recommend that actual samples must be seen first before orders are placed.

PRODUCT WARRANTY

GT Stone Works products are covered from date of purchase when used on a structure which conforms to local building codes and when installed in accordance with the manufacturer's instructions.

GT Stone Works will repair or provide, free-of-charge, new materials to replace those which are determined to be defective. This warranty is limited to the original purchaser and may not be transferred to any subsequent owner.

This warranty does not cover damage resulting from:

- Movement of the structure or wall

- Application of chemicals

- Discoloration due to airborne contaminants

- Staining or oxidation

This warranty covers only manufacturing defects in GT Stone Works manufactured stone products. GT Stone Works is not responsible for labor costs incurred in removal and replacement of defective products.